

REPORT CARD ON TEXAS SCHOOLS

NCPA STAFF REPORT

January 17, 1990

**Center For Texas Studies
National Center for Policy Analysis
12655 N. Central Expwy., Suite 720
Dallas, Texas 75243
(214) 386-NCPA FAX 386-0924**

THE BEST AND THE WORST IN 1989

This report is based on academic tests administered to more than 1,400,000 Texas school children in more than 1,000 school districts in the 1988-89 academic year. The Texas Educational Assessment of Minimum Skills (TEAMS) tests measure student performance in the areas of reading, writing and mathematics for students in grades 1, 3, 5, 7 and 9; and in the areas of mathematics and language arts for students in grade 11.

A passing grade on the TEAMS tests represents a minimum acceptable standard of performance for students in the Texas public schools. Students who fail the exit level (eleventh grade) tests are not eligible to receive a Texas high school diploma.¹

It is important to note that a passing grade on the TEAMS tests is not the only goal — or even the most important goal — of Texas public schools. Instead, a passing grade on the TEAMS tests is a minimum standard, below which performance is judged unacceptable.

In this report, we publish the percent of ninth grade students passing all three TEAMS tests in all school districts in the state of Texas, with the exception of those districts in which 25 or fewer students took the exam.² The ninth grade results were selected because this is the highest grade level at which three separate tests are administered. The 52 school districts which are designated as “best” are the districts in which at least 85 percent of the ninth graders taking the tests passed in all three subject areas. The 37 districts which are designated as “worst” are those districts in which fewer than 40 percent of the students taking the tests passed in all three subject areas.

Overall, the performance of the public schools is poor, with only 62 percent of ninth graders showing minimum proficiency in reading, writing and mathematics. This means that four of every ten ninth-grade students failed to master the minimum level of skills established by the state of Texas.

Among the school districts listed as “best” and “worst” there is considerable diversity. Both lists contain large districts and small ones, urban districts and rural ones, districts that spend below average and districts that spend above average. We make no attempt here to explain why some districts outperform others, apart from the general comments below.

¹Students who fail the tests in the eleventh grade have three opportunities to retake those tests prior to graduation.

²A complete listing of student scores in each subject area for grades 1, 3, 5, 7, 9 and 11 for all schools and all school districts may be found in Texas Education Agency, *Texas Educational Assessment of Minimum Skills: Student Performance Results, 1988-1989* (hereinafter referred to as TEA, *TEAMS, 1988-1989*), Volumes 1, 2 and 3.

WHY A REPORT CARD ON SCHOOLS IS NECESSARY

One of the most important things that teachers do is assign grades to students. The report cards they issue determine whether students will be promoted or held back. They also help determine postgraduate opportunities for jobs and for admission into colleges and universities. Given the central role of grading in the public schools, it is strange that the schools themselves are rarely graded.

Although the Texas public school system was established in 1854, only recently have students, parents and taxpayers had any objective information which allows them to compare the performance of the public schools. The problem is not that the information does not exist. The problem is that information has been withheld. For example, although Texas parents have paid for the administration of SAT tests to students for decades, the results of those tests (by school or school district) have never been made available to the public.³

In principle, the results of all tests administered to Texas school children and paid for with taxpayer funds should be a matter of public record — available to all Texans. Public access to information about the performance of public schools is especially important in view of the fact that the public schools in Texas form a network of local monopolies. Parents cannot choose which school their children will attend; and if their local school is failing to meet minimal standards, they have little recourse other than attempting to change things through the political process.

The results of the TEAMS tests are reported here because, at the present time, these test scores are the only publicly available information which allows parents to compare the performance of their own school district with that of all other districts statewide.

TEST SCORES OF MINORITY STUDENTS

There is no question that the main victims of the public schools' failure to meet minimal standards of performance are the ethnic minorities.⁴ As Figure I shows:⁵

- Although 73.7 percent of white ninth grade students passed the TEAMS tests last year, only 46 percent of black students and 49 percent of Hispanic students did so.
- This means that more than half of all black and Hispanic ninth grade students are failing to meet minimal acceptable standards.

³However, the Texas legislature recently passed a law (H.B. 983 by Representative Grusendorf) directing the National Testing Organization to release the results of SAT and other scores, beginning in 1990.

⁴Asian students are an exception. Test scores of Asian students are virtually identical to those of white students.


⁵TEA, *TEAMS, 1988-1989*, Vol. 1, p. 45.

Given that there is a serious problem with the performance of minority students in Texas public schools, does the problem lie primarily with the students themselves and their home and family background, or does it lie in the schools? A cursory look at the evidence suggests that the biggest problem is with the schools, not with the students and their families.

As Figures II and III show, more than 70 percent of black and Hispanic first grade students pass the TEAMS tests. Note that at this point in a child's life, parents and home life have had the predominant influence. The schools have had access to these children for only a few short months.⁶ By the time children reach the ninth grade, however, they have been exposed to the public school system for nine years. During this period, these students probably have spent more time with teachers than they have with their parents or other family members.

In general, the more time minority students spend in school, the worse they do relative to our minimal expectations. Moreover, the more time students spend in school, the greater the performance gap between white and minority students.

⁶First graders entered school in September 1988. The TEAMS tests were administered in February 1989.




¹Percent passing all three TEAMS tests.

Source: Texas Education Agency, *Texas Educational Assessment of Minimum Skills: Student Performance Results, 1988-1989*, Volume 1.

FIGURE II


PERCENT OF BLACK STUDENTS
PASSING ALL THREE TEAMS TESTS



Source: Texas Education Agency, *Texas Educational Assessment of Minimum Skills: Student Performance Results, 1988-1989*, Volume 1.

FIGURE III

PERCENT OF HISPANIC STUDENTS
PASSING ALL THREE TEAMS TESTS



Source: Texas Education Agency, *Texas Educational Assessment of Minimum Skills: Student Performance Results, 1988-1989*, Volume 1.

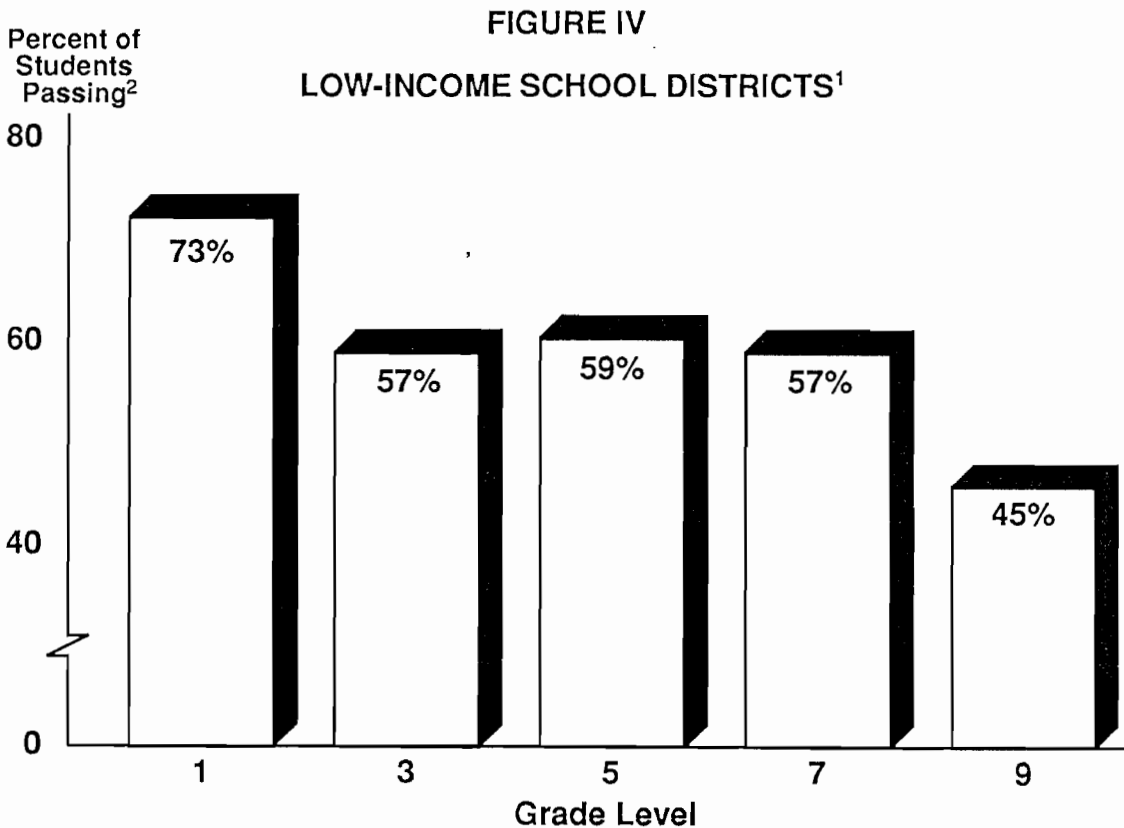
TEST SCORES OF LOW-INCOME STUDENTS

Another area in which the Texas public schools are especially unsuccessful is meeting the special needs of students from low-income families:⁷

- Among school districts with fewer than 20 percent of students from low-income families, 73 percent of ninth graders passed the TEAMS tests.
- By contrast, only 45 percent of ninth graders passed the TEAMS tests in school districts with at least 80 percent of the students from low-income families.

As with the problem of minority students, the question is whether the problem with low-income students lies with the students or with the schools. The evidence suggests the latter. The longer students from low-income families remain in school, the worse they do relative to our minimal expectations.

⁷TEA, *TEAMS, 1988-1989*, Vol. 1, p. 51.



¹Districts in which at least 80 percent of the students are eligible to participate in the free or reduced-price lunch program.

²Percent passing the reading, writing and mathematics TEAMS tests. (Excludes students taking the Spanish language tests in grades 1 and 3).

Source: Texas Education Agency, *Texas Educational Assessment of Minimum Skills: Student Performance Results, 1988-1989*, Volume 1.

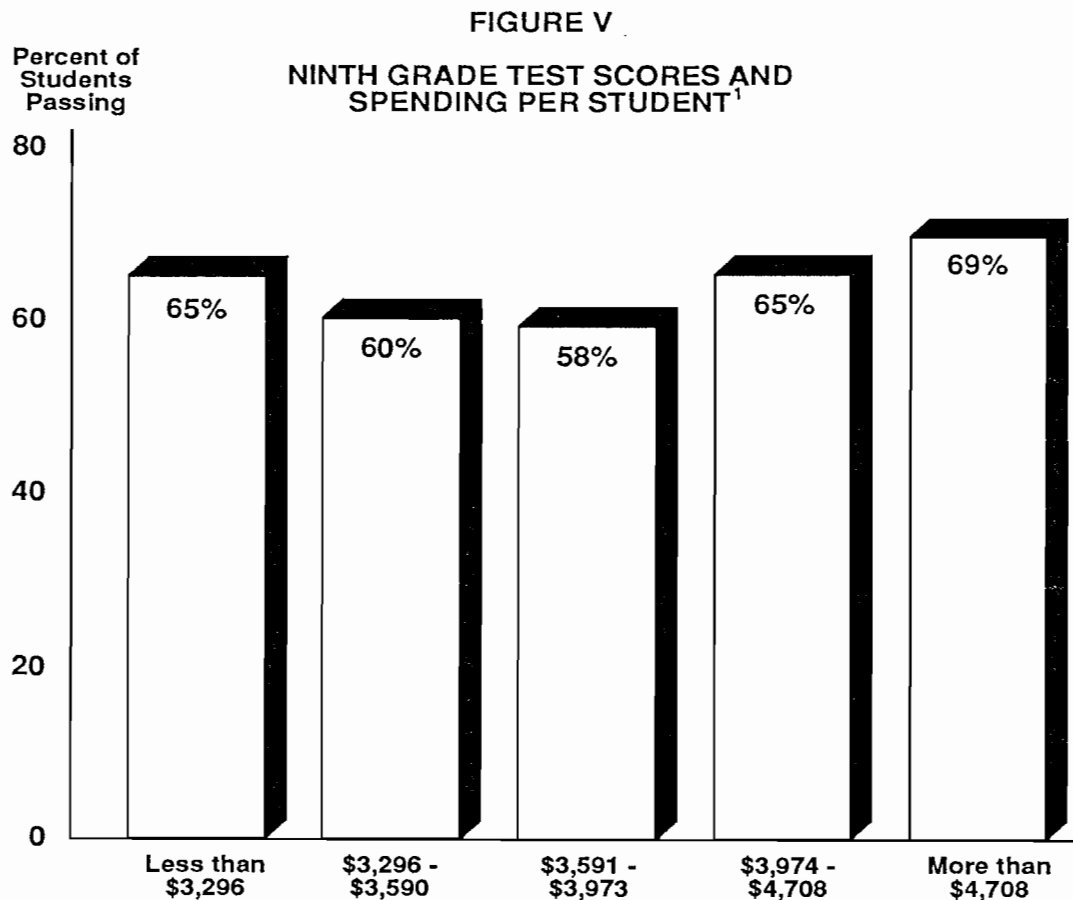
STUDENT TEST SCORES AND THE AMOUNT SPENT ON PUBLIC EDUCATION

In Texas, as in other states, almost every discussion of public school failure leads to pleas for more money on the part of the educational establishment. Yet, as is the case in other states, in Texas there is virtually no relationship between the amount of money we spend and the performance we get. As Figure V shows:⁸

- School districts which spend the least amount of money per student (less than \$3,296) do just as well as school districts that spend 30 percent more.
- School districts which spend the least amount of money per student actually perform better than districts which spend up to 30 percent more.

There are vast differences in the performance of school districts in Texas. These differences cannot be explained in terms of the differences in spending.

⁸TEA, *TEAMS, 1988-1989*, Vol. 1, p. 51.



¹Excludes debt service, capital outlay and spending ancillary services.

Source: Texas Education Agency, *Texas Educational Assessment of Minimum Skills: Student Performance Results, 1988-1989*, Volume 1.

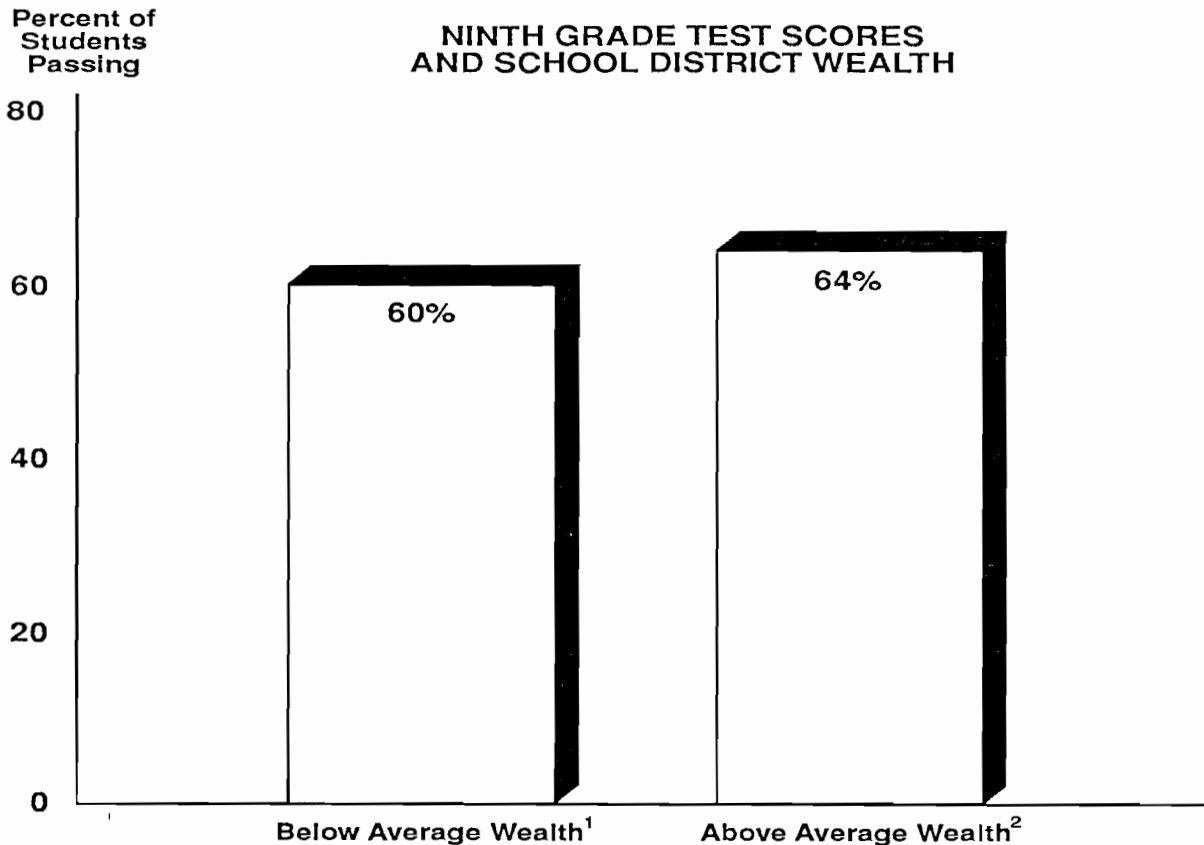
TEST SCORES AND PROPERTY VALUES

The *Edgewood v. Kirby* case led to a recent Texas Supreme Court ruling that the current method of financing education in Texas is unconstitutional. A major issue in the case was whether it is fair that some students live in school districts that are wealthier (have more valuable taxable property) than others. Yet as Figure VI shows, there is very little difference in the performance of school districts with above-average and below-average wealth. Except for the extremes of wealth (the least wealthy districts and the most wealthy districts), there appears to be no relationship between the value of taxable property in a school district and student performance on TEAMS tests. For example:⁹

- In school districts where the value of property is between \$102,657 and \$118,605 per student, 62 percent of the ninth graders passed the TEAMS tests.
- By contrast, in school districts with more than twice as much wealth (\$229,889 to \$289,605 per student), the passing rate was three percentage points lower.

⁹TEA, *TEAMS, 1988-1989*, Vol. 1, p. 48.

FIGURE VI



¹Less than \$213,829 of taxable property per student.

²More than \$213,829 of taxable property per student.

Source: Texas Education Agency, *Texas Educational Assessment of Minimum Skills: Student Performance Results, 1988-1989*, Volume 1.

THE 52 HIGHEST RANKING SCHOOL DISTRICTS IN TEXAS

The following are school districts in which at least 85 percent of ninth grade students taking the TEAMS tests passed all three tests.¹⁰ (School districts with 25 or fewer students taking the exam are excluded.) School rankings are based on the highest passing rate.

<u>SCHOOL DISTRICT (COUNTY)</u>	<u>RANK</u>	<u>PERCENT PASSING</u>
PETERSBURG (HALE)	1	100
CAYUGA (ANDERSON)	2	97
LINDSAY (COOKE)	2	97
LACKLAND (BEXAR)	4	95
ARCHER CITY (ARCHER)	5	94
HALLETTSVILLE (LAVACA)	5	94
HENRIETTA (CLAY)	5	94
MUENSTER (COOKE)	5	94
WHITE OAK (GREGG)	5	94
COPPELL (DALLAS)	10	93
HARMONY (UPSHUR)	10	93
SOUTH TEXAS (CAMERON)	10	93
BRIDGEPORT (WISE)	13	92
DELEON (COMANCHE)	13	92
GANADO (JACKSON)	13	92
SHAMROCK (WHEELER)	16	91
STRATFORD (SHERMAN)	16	91
CANADIAN (HEMPHILL)	18	90
GLEN ROSE (SOMERVELL)	18	90
HUTTO (WILLIAMSON)	18	90
SEALY (AUSTIN)	18	90
THRALL (WILLIAMSON)	18	90
WEIMAR (COLORADO)	18	90
BLANCO (BLANCO)	24	89
AGUA DULCE (NUECES)	25	88
GREENWOOD (MIDLAND)	25	88
LOCKNEY (FLOYD)	25	88
RICHARDSON (DALLAS)	25	88
FLOYDADA (FLOYD)	29	87
GEORGE WEST (LIVE OAK)	29	87
LEANDER (WILLIAMSON)	29	87
PLEASANT GROVE (BOWIE)	29	87
ROYSE CITY (ROCKWALL)	29	87
SAN SABA (SAN SABA)	29	87
THORNDALE (MILAM)	29	87
THREE RIVERS (LIVE OAK)	29	87
HAMILTON (HAMILTON)	37	86
HIGHLAND PARK (DALLAS)	37	86
MASON (MASON)	37	86

¹⁰Test results taken from TEA, *TEAMS, 1988-1989*, Vol. 2.

NEW DIANA (UPSHUR)	37	86
PLANO (COLLIN)	37	86
STEPHENVILLE (ERATH)	37	86
TEAGUE (FREESTONE)	37	86
WALLIS - ORCHARD (AUSTIN)	37	86
FRIENDSWOOD (GALVESTON)	45	85
GRAPEVINE - COLLEYVILLE (TARRANT)	45	85
INGLESIDE (SAN PATRICIO)	45	85
PETROLIA (CLAY)	45	85
PFLUGERVILLE (TRAVIS)	45	85
PONDER (DENTON)	45	85
SHINER (LAVACA)	45	85
SONORA (SUTTON)	45	85

THE 37 LOWEST RANKING SCHOOL DISTRICTS IN TEXAS

The following are school districts in which less than 40 percent of ninth grade students taking the TEAMS tests passed all three tests. (School districts with 25 or fewer students taking the exam are excluded.) School rankings are based on the highest passing rate.

<u>SCHOOL DISTRICT (COUNTY)</u>	<u>RANK</u>	<u>PERCENT PASSING</u>
SAN ELIZARIO (EL PASO)	1	12
SNOOK (BURLESON)	2	18
PROGRESO (HIDALGO)	3	20
CHILTON (FALLS)	4	22
ASHERTON (DIMMIT)	5	24
NORTH HOPKINS (HOPKINS)	5	24
FRUITVALE (VAN ZANDT)	7	26
PRESIDIO (PRESIDIO)	7	26
ANNA (COLLIN)	9	27
RIO GRANDE CITY (STARR)	10	29
BIG SANDY (POLK)	11	31
HITCHCOCK (GALVESTON)	11	31
COLLINSVILLE (GRAYSON)	13	32
ROMA (STARR)	13	32
SPRINGTOWN (PARKER)	15	34
RIVER ROAD (POTTER)	16	35
BROWNSVILLE (CAMERON)	16	35
CLEVELAND (LIBERTY)	18	36
QUEEN CITY (CASS)	18	36
SOUTH SAN ANTONIO (BEXAR)	18	36
LINDEN-KILDARE (CASS)	21	37
PEASTER (PARKER)	21	37
TRINITY (TRINITY)	21	37
VALLEY VIEW (HIDALGO)	21	37
COTULLA (LASALLE)	25	38
DETROIT (RED RIVER)	25	38
EVERMAN (TARRANT)	25	38
HIDALGO (HIDALGO)	25	38
MATHIS (SAN PATRICIO)	25	38
ORE CITY (UPSHUR)	25	38
BLOOMING GROVE (NAVARRO)	31	39
KEENE (JOHNSON)	31	39
LA JOYA (HIDALGO)	31	39
LA VILLA (HIDALGO)	31	39
LYTLE (ATASCOSA)	31	39
QUINLAN (HUNT)	31	39
RAYMONDVILLE (WILLACY)	31	39

¹¹Test results taken from TEA, *TEAMS, 1988-1989*, Vol. 2.

TEAMS TEST: GRADE 9

PERFORMANCE BY SCHOOL DISTRICT

<u>NAME OF DISTRICT (COUNTY)</u>	<u>PERCENT PASSING ALL TESTS TAKEN FEB. 1989</u>
ABBOTT (HILL)	*
ABERNATHY (HALE)	71
ABILENE (TAYLOR)	65
ACADEMY (BELL)	77
ADRIAN (OLDHAM)	*
AGUA DULCE (NUECES)	88
ALAMO HEIGHTS (BEXAR)	76
ALBA-GOLDEN (WOOD)	81
ALBANY (SHACKELFORD)	50
ALDINE (HARRIS)	53
ALEDO (PARKER)	66
ALICE (JIM WELLS)	59
ALIEF (HARRIS)	63
ALLEN (COLLIN)	75
ALLISON (WHEELER)	*
ALPINE (BREWSTER)	83
ALTO (CHEROKEE)	50
ALVARADO (JOHNSON)	64
ALVIN (BRAZORIA)	66
ALVORD (WISE)	50
AMARILLO (POTTER)	58
AMHERST (LAMB)	*
ANAHUAC (CHAMBERS)	73
ANDERSON-SHIRO CONS (GRIMES)	*
ANDREWS (ANDREWS)	53
ANGLETON (BRAZORIA)	54
ANNA (COLLIN)	27
ANSON (JONES)	77
ANTHONY (EL PASO)	53
ANTON (HOCKLEY)	*
APPLE SPRINGS (TRINITY)	*
AQUILLA (HILL)	*
ARANSAS COUNTY (ARANSAS)	61
ARANSAS PASS (SAN PATRICIO)	76
ARCHER CITY (ARCHER)	94
ARGYLE (DENTON)	81
ARLINGTON (TARRANT)	74
ARP (SMITH)	56
ASHERTON (DIMMIT)	24
ASPERMONT (STONEWALL)	*
ATHENS (HENDERSON)	60
ATLANTA (CASS)	66
AUBREY (DENTON)	71

<u>NAME OF DISTRICT (COUNTY)</u>	<u>PERCENT PASSING ALL TESTS TAKEN FEB. 1989</u>
AUSTIN (TRAVIS)	56
AUSTWELL-TIVOLI (REFUGIO)	*
AVALON (ELLIS)	*
AVERY (RED RIVER)	72
AVINGER (CASS)	*
AXTELL (MCLENNAN)	58
AZLE (TARRANT)	69
BAIRD (CALLAHAN)	70
BALLINGER (RUNNELS)	69
BALMORHEA (REEVES)	*
BANDERA (BANDERA)	65
BANGS (BROWN)	62
BANQUETE (NUECES)	74
BARBERS HILL (CHAMBERS)	73
BARTLETT (BELL)	*
BASTROP (BASTROP)	52
BAY CITY (MATAGORDA)	67
BEAUMONT (JEFFERSON)	68
BECKVILLE (PANOLA)	64
BEEVILLE (BEE)	57
BELLEVUE (CLAY)	*
BELLS (GRAYSON)	65
BELLVILLE (AUSTIN)	75
BELTON (BELL)	73
BEN BOLT-PALITO BLANCO (JIM WELLS)	68
BENAVIDES (DUVAL)	58
BENJAMIN (KNOX)	*
BIG SANDY (POLK)	31
BIG SANDY (UPSHUR)	70
BIG SPRING (HOWARD)	56
BIRDVILLE (TARRANT)	70
BISHOP CONS (NUECES)	73
BLACKWELL CONS (NOLAN)	*
BLANCO (BLANCO)	89
BLAND (HUNT)	*
BLANKET (BROWN)	*
BLED SOE (COCHRAN)	*
BLOOMBURG (CASS)	*
BLOOMING GROVE (NAVARRO)	39
BLOOMINGTON (VICTORIA)	57
BLUE RIDGE (COLLIN)	79
BLUM (HILL)	*
BOERNE (KENDALL)	81
BOLES HOME (HUNT)	*
BOLING (WHARTON)	82
BONHAM (FANNIN)	50
BOOKER (LIPSCOMB)	66
BORDEN COUNTY (BORDEN)	*
BORGER (HUTCHINSON)	67

<u>NAME OF DISTRICT (COUNTY)</u>	<u>PERCENT PASSING ALL TESTS TAKEN FEB. 1989</u>
BOSQUEVILLE (MCLENNAN)	*
BOVINA (PARMER)	76
BOWIE (MONTAGUE)	63
BOYD (WISE)	68
BOYS RANCH (OLDHAM)	43
BRACKETT (KINNEY)	49
BRADY (MCCULLOCH)	78
BRAZOSPORT (BRAZORIA)	61
BRECKENRIDGE (STEPHENS)	80
BREMOND (ROBERTSON)	75
BRENHAM (WASHINGTON)	66
BRIDGE CITY (ORANGE)	72
BRIDGEPORT (WISE)	92
BRISCOE (WHEELER)	*
BROADDUS (SAN AUGUSTINE)	*
BROCK (PARKER)	54
BRONTE (COKE)	*
BROOKELAND (JASPER)	*
BROOKESMITH (BROWN)	*
BROOKS (BROOKS)	58
BROWNFIELD (TERRY)	59
BROWNSBORO (HENDERSON)	55
BROWNSVILLE (CAMERON)	35
BROWNWOOD (BROWN)	60
BRUCEVILLE-EDDY (MCLENNAN)	83
BRYAN (BRAZOS)	56
BRYSON (JACK)	52
BUCKHOLTS (MILAM)	*
BUENA VISTA (PECOS)	*
BUFFALO (LEON)	68
BULLARD (SMITH)	73
BUNA (JASPER)	59
BURKBURNETT (WICHITA)	79
BURKEVILLE (NEWTON)	73
BURLESON (JOHNSON)	48
BURNET CONS (BURNET)	71
BURTON (WASHINGTON)	*
BYERS (CLAY)	*
BYNUM (HILL)	*
CADDO MILLS (HUNT)	45
CALLEN (NUECES)	79
CALDWELL (BURLESON)	79
CALHOUN CO (CALHOUN)	59
CALLISBURG (COOKE)	72
CALVERT (ROBERTSON)	76
CAMERON (MILAM)	59

<u>NAME OF DISTRICT (COUNTY)</u>	<u>PERCENT PASSING ALL TESTS TAKEN FEB. 1989</u>
CAMPBELL (HUNT)	83
CANADIAN (HEMPHILL)	90
CANTON (VAN ZANDT)	68
CANUTILLO (EL PASO)	49
CANYON (RANDALL)	62
CARBON (EASTLAND)	*
CARLISLE (RUSK)	*
CARRIZO SPRINGS (DIMMIT)	41
CARROLL (TARRANT)	84
CARROLLTON-FARMERS BRANCH (DALLAS)	69
CARTHAGE (PANOLA)	50
CASTLEBERRY (TARRANT)	63
CAYUGA (ANDERSON)	97
CEDAR HILL (DALLAS)	74
CELESTE (HUNT)	*
CELINA (COLLIN)	57
CENTER (SHELBY)	44
CENTER POINT (KERR)	*
CENTERVILLE (LEON)	61
CENTERVILLE (TRINITY)	*
CENTRAL HEIGHTS (NACOGDOCHES)	*
CENTRAL (ANGELINA)	55
CHANNELVIEW (HARRIS)	50
CHANNING (HARTLEY)	*
CHAPEL HILL (SMITH)	54
CHARLOTTE (ATASCOSA)	69
CHEROKEE (SAN SABA)	*
CHESTER (TYLER)	*
CHICO (WISE)	60
CHILDRESS (CHILDRESS)	77
CHILLICOTHE (HARDEMAN)	84
CHILTON (FALLS)	22
CHINA SPRING (MCLENNAN)	65
CHIRENO (NACOGDOCHES)	*
CHISUM (LAMAR)	62
CHRISTOVAL (TOM GREEN)	*
CISCO (EASTLAND)	56
CLARENDON (DONLEY)	76
CLARKSVILLE (RED RIVER)	56
CLAUDE (ARMSTRONG)	64
CLEAR CREEK (GALVESTON)	73
CLEBURNE (JOHNSON)	47
CLEVELAND (LIBERTY)	36
CLIFTON (BOSQUE)	80
CLINT (EL PASO)	46
CLYDE (CALLAHAN)	51

<u>NAME OF DISTRICT (COUNTY)</u>	<u>PERCENT PASSING ALL TESTS TAKEN FEB. 1989</u>
COAHOMA (HOWARD)	49
COLDSRING-OAKHURST (SAN JACINTO)	49
COLEMAN (COLEMAN)	67
COLLEGE STATION (BRAZOS)	74
COLLINSVILLE (GRAYSON)	32
COLMESNEIL (TYLER)	*
COLORADO (MITCHELL)	44
COLUMBIA-BRAZORIA (BRAZORIA)	60
COLUMBUS (COLORADO)	66
COMAL (COMAL)	81
COMANCHE (COMANCHE)	72
COMFORT (KENDALL)	69
COMMERCE (HUNT)	76
COMMUNITY (COLLIN)	52
COMO-PICKTON (HOPKINS)	44
COMSTOCK (VAL VERDE)	*
CONNALLY (MCLENNAN)	50
CONROE (MONTGOMERY)	63
COOLIDGE (LIMESTONE)	*
COOPER (DELTA)	74
COPPELL (DALLAS)	93
COPPERAS COVE (CORYELL)	61
CORPUS CHRISTI (NUECES)	60
CORRIGAN-CAMDEN (POLK)	84
CORSICANA (NAVARRO)	51
COTTON CENTER (HALE)	*
COTULLA (LA SALLE)	38
COVINGTON (HILL)	*
CRANDALL (KAUFMAN)	61
CRANE (CRANE)	79
CRANFILLS GAP (BOSQUE)	*
CRAWFORD (MCLENNAN)	79
CROCKETT CO CONS (CROCKETT)	72
CROCKETT (HOUSTON)	67
CROSBY (HARRIS)	59
CROSBYTON (CROSBY)	53
CROSS PLAINS (CALLAHAN)	76
CROSS ROADS (HENDERSON)	81
CROWELL (FOARD)	*
CROWLEY (TARRANT)	52
CRYSTAL CITY (ZAVALA)	54
CUERO (DEWITT)	73
CULBERSON COUNTY (CULBERSON)	54
CUMBY (HOPKINS)	*
CUSHING (NACOGDOCHES)	40
CYPRESS-FAIRBANKS (HARRIS)	84

<u>NAME OF DISTRICT (COUNTY)</u>	<u>PERCENT PASSING ALL TESTS TAKEN FEB. 1989</u>
DAINGERFIELD-LONE STAR (MORRIS)	52
DALHART (DALLAM)	71
DALLAS (DALLAS)	59
DANBURY (BRAZORIA)	50
DARROUZETT (LIPSCOMB)	*
DAWSON (DAWSON)	*
DAWSON (NAVARRO)	45
DAYTON (LIBERTY)	61
DE LEON (COMANCHE)	92
DE SOTO (DALLAS)	80
DECATUR (WISE)	59
DEER PARK (HARRIS)	73
DEKALB (BOWIE)	50
DEL VALLE (TRAVIS)	60
DELL CITY (HUDSPETH)	*
DENISON (GRAYSON)	83
DENTON (DENTON)	67
DENVER CITY (YOAKUM)	70
DETROIT (RED RIVER)	38
DEVINE (MEDINA)	61
DEWEYVILLE (NEWTON)	46
DIBOLL (ANGELINA)	61
DICKINSON (GALVESTON)	64
DILLEY (FRIO)	58
DIME BOX (LEE)	*
DIMMITT (CASTRO)	69
DODD CITY (FANNIN)	*
DONNA (HIDALGO)	44
DOUGLASS (NACOGDOCHES)	*
DRIPPING SPRINGS (HAYS)	71
DUBLIN (ERATH)	56
DUMAS (MOORE)	57
DUNCANVILLE (DALLAS)	74
EAGLE MT-SAGINAW (TARRANT)	59
EAGLE PASS (MAVERICK)	40
EANES (TRAVIS)	84
EARLY (BROWN)	83
EAST BERNARD (WHARTON)	76
EAST CENTRAL (BEXAR)	69
EAST CHAMBERS (CHAMBERS)	73
EASTLAND (EASTLAND)	78
ECTOR COUNTY (ECTOR)	76
ECTOR (FANNIN)	*
EDCOUCH-ELSA (HIDALGO)	58
EDEN CONS (CONCHO)	72

<u>NAME OF DISTRICT (COUNTY)</u>	<u>PERCENT PASSING ALL TESTS TAKEN FEB. 1989</u>
EDGEWOOD (BEXAR)	47
EDGEWOOD (VAN ZANDT)	68
EDINBURG (HIDALGO)	45
EDNA (JACKSON)	53
EL CAMPO (WHARTON)	74
EL PASO (EL PASO)	43
ELECTRA (WICHITA)	73
ELGIN (BASTROP)	67
ELKHART (ANDERSON)	62
ELYSIAN FIELDS (HARRISON)	80
ENNIS (ELLIS)	60
ERA (COOKE)	*
EULA (CALLAHAN)	68
EUSTACE (HENDERSON)	65
EVADALE (JASPER)	*
EVANT (CORYELL)	*
EVERMAN (TARRANT)	38
FABENS (EL PASO)	54
FAIRFIELD (FREESTONE)	55
FALLS CITY (KARNES)	*
FANNINDEL (DELTA)	*
FARMERSVILLE (COLLIN)	61
FARWELL (PARMER)	74
FAYETTEVILLE (FAYETTE)	*
FERRIS (ELLIS)	51
FLATONIA (FAYETTE)	60
FLORENCE (WILLIAMSON)	73
FLORESVILLE (WILSON)	50
FLOUR BLUFF (NUECES)	76
FLOYDADA (FLOYD)	87
FOLLETT (LIPSCOMB)	*
FORESTBURG (MONTAGUE)	*
FORNEY (KAUFMAN)	73
FORSAN (HOWARD)	44
FORT BEND (FORT BEND)	63
FORT WORTH (TARRANT)	50
FRANKLIN (ROBERTSON)	68
FRANKSTON (ANDERSON)	84
FREDERICKSBURG (GILLESPIE)	82
FREER (DUVAL)	68
FRENSHIP (LUBBOCK)	49
FRIENDSWOOD (GALVESTON)	85
FRIONA (PARMER)	73
FRISCO (COLLIN)	78
FROST (NAVARRO)	*
FRUITVALE (VAN ZANDT)	26

<u>NAME OF DISTRICT (COUNTY)</u>	<u>PERCENT PASSING ALL TESTS TAKEN FEB. 1989</u>
FT DAVIS (JEFF DAVIS)	*
FT HANCOCK (HUDSPETH)	*
FT SAM HOUSTON (BEXAR)	62
FT STOCKTON (PECOS)	55
GAINESVILLE (COOKE)	78
GALENA PARK (HARRIS)	58
GALVESTON (GALVESTON)	61
GANADO (JACKSON)	92
GARLAND (DALLAS)	54
GARRISON (NACOGDOCHES)	57
GARY (PANOLA)	*
GATESVILLE (CORYELL)	52
GEORGE WEST (LIVE OAK)	87
GEORGETOWN (WILLIAMSON)	67
GIDDINGS (LEE)	77
GIDDINGS STATE HOME AND SCHOOL (LEE)*	
GILMER (UPSHUR)	71
GLADEWATER (GREGG)	67
GLASSCOCK (GLASSCOCK)	49
GLEN ROSE (SOMERVELL)	90
GODLEY (JOHNSON)	67
GOLD BURG (MONTAGUE)	*
GOLDTHWAITE (MILLS)	83
GOLIAD (GOLIAD)	82
GONZALES (GONZALES)	60
GOODRICH (POLK)	*
GOOSE CREEK (HARRIS)	61
GORDON (PALO PINTO)	*
GOREE (KNOX)	*
GORMAN (EASTLAND)	*
GRADY (MARTIN)	*
GRAFORD (PALO PINTO)	*
GRAHAM (YOUNG)	52
GRANBURY (HOOD)	70
GRAND PRAIRIE (DALLAS)	76
GRAND SALINE (VAN ZANDT)	74
GRANDFALLS-ROYALTY (WARD)	*
GRANDVIEW (JOHNSON)	83
GRANGER (WILLIAMSON)	*
GRAPELAND (HOUSTON)	74
GRAPEVINE-COLLEYVILLE (TARRANT)	85
GREENVILLE (HUNT)	52
GREENWOOD (MIDLAND)	88
GREGORY-PORTLAND (SAN PATRICIO)	65
GROESBECK (LIMESTONE)	72
GROOM (CARSON)	*

<u>NAME OF DISTRICT (COUNTY)</u>	<u>PERCENT PASSING ALL TESTS TAKEN FEB. 1989</u>
GROVETON (TRINITY)	57
GRUVER (HANSFORD)	77
GUNTER (GRAYSON)	*
GUSTINE (COMANCHE)	*
GUTHRIE (KING)	*
HALE CENTER (HALE)	57
HALLETTSVILLE (LAVACA)	94
HALLSVILLE (HARRISON)	72
HAMILTON (HAMILTON)	86
HAMLIN (JONES)	58
HAMSHIRE-FANNETT (JEFFERSON)	78
HAPPY (SWISHER)	*
HARDIN (LIBERTY)	80
HARDIN-JEFFERSON (HARDIN)	56
HARLANDALE (BEXAR)	47
HARLETON (HARRISON)	55
HARLINGEN (CAMERON)	51
HARMONY (UPSHUR)	93
HARPER (GILLESPIE)	*
HARROLD (WILBARGER)	*
HART (CASTRO)	65
HARTLEY (HARTLEY)	*
HASKELL (HASKELL)	63
HAWKINS (WOOD)	60
HAWLEY (JONES)	84
HAYS CONS (HAYS)	65
HEARNE (ROBERTSON)	73
HEDLEY (DONLEY)	*
HEMPHILL (SABINE)	49
HEMPSTEAD (WALLER)	72
HENDERSON (RUSK)	68
HENRIETTA (CLAY)	94
HEREFORD (DEAF SMITH)	57
HERMLEIGH (SCURRY)	*
HICO (HAMILTON)	53
HIDALGO (HIDALGO)	38
HIGGINS (LIPSCOMB)	*
HIGH ISLAND (GALVESTON)	*
HIGHLAND (NOLAN)	*
HIGHLAND PARK (DALLAS)	86
HIGHLAND PARK (POTTER)	67
HILLSBORO (HILL)	56
HITCHCOCK (GALVESTON)	31
HOLLAND (BELL)	*
HOLLIDAY (ARCHER)	72
HONDO (MEDINA)	51

<u>NAME OF DISTRICT (COUNTY)</u>	<u>PERCENT PASSING ALL TESTS TAKEN FEB. 1989</u>
HONEY GROVE CONS (FANNIN)	54
HOOKS (BOWIE)	59
HOUSTON (HARRIS)	44
HOWE (GRAYSON)	84
HUBBARD (HILL)	71
HUCKABAY (ERATH)	*
HUDSON (ANGELINA)	43
HUFFMAN (HARRIS)	66
HUGHES SPRINGS (CASS)	57
HULL-DAISETTA (LIBERTY)	54
HUMBLE (HARRIS)	78
HUNTINGTON (ANGELINA)	69
HUNTSVILLE (WALKER)	58
HURST-EULESS-BEDFORD (TARRANT)	82
HUTTO (WILLIAMSON)	90
IDA LOU (LUBBOCK)	66
INDUSTRIAL (JACKSON)	74
INGLESIDE (SAN PATRICIO)	85
INGRAM (KERR)	82
IOLA (GRIMES)	*
IOWA PARK CONS (WICHITA)	79
IRA (SCURRY)	*
IRAAN-SHEFFIELD (PECOS)	75
IREDELL (BOSQUE)	*
IRION CO (IRION)	*
IRVING (DALLAS)	79
ITALY (ELLIS)	63
ITASCA (HILL)	82
JACKSBORO (JACK)	83
JACKSONVILLE (CHEROKEE)	59
JARRELL (WILLIAMSON)	*
JASPER (JASPER)	67
JAYTON-GIRARD (KENT)	*
JEFFERSON (MARION)	59
JIM HOGG CO (JIM HOGG)	45
JIM NED (TAYLOR)	72
JOAQUIN (SHELBY)	53
JOHNSON CITY (BLANCO)	70
JONESBORO (CORYELL)	*
JOSHUA (JOHNSON)	50
JOURDANTON (ATASCOSA)	75
JUDSON (BEXAR)	81
JUNCTION (KIMBLE)	60
KARNACK (HARRISON)	63
KARNES CITY (KARNES)	68
KATY (HARRIS)	74

<u>NAME OF DISTRICT (COUNTY)</u>	<u>PERCENT PASSING ALL TESTS TAKEN FEB. 1989</u>
KAUFMAN (KAUFMAN)	60
KEENE (JOHNSON)	39
KELLER (TARRANT)	74
KELTON (WHEELER)	*
KEMP (KAUFMAN)	46
KENEDY (KARNES)	59
KENNARD (HOUSTON)	46
KENNEDALE (TARRANT)	43
KERENS (NAVARRO)	57
KERMIT (WINKLER)	60
KERRVILLE (KERR)	65
KILGORE (GREGG)	64
KILLEEN (BELL)	73
KINGSVILLE (KLEBERG)	47
KIRBYVILLE (JASPER)	64
KLEIN (HARRIS)	76
KLONDIKE (DAWSON)	*
KNIPPA (UVALDE)	*
KNOX CITY-O'BRIEN (KNOX)	*
KOPPERL (BOSQUE)	*
KOUNTZE (HARDIN)	47
KRESS (SWISHER)	57
KRUM (DENTON)	55
LA FERIA (CAMERON)	42
LA GRANGE (FAYETTE)	65
LA JOYA (HIDALGO)	39
LA MARQUE (GALVESTON)	63
LA PORTE (HARRIS)	72
LA POYNOR (HENDERSON)	*
LA PRYOR (ZAVALA)	52
LA VEGA (MCLENNAN)	68
LA VERNIA (WILSON)	72
LA VILLA (HIDALGO)	39
LACKLAND (BEXAR)	95
LAGO VISTA (TRAVIS)	76
LAKE DALLAS (DENTON)	56
LAKE TRAVIS (TRAVIS)	81
LAKE WORTH (TARRANT)	48
LAKEVIEW (HALL)	*
LAMAR CONS (FORT BEND)	54
LAMESA (DAWSON)	47
LAMPASAS (LAMPASAS)	65
LANCASTER (DALLAS)	72
LANEVILLE (RUSK)	*
LAREDO (WEBB)	44
LATEXO (HOUSTON)	82

<u>NAME OF DISTRICT (COUNTY)</u>	<u>PERCENT PASSING ALL TESTS TAKEN FEB. 1989</u>
LAZBUDDIE (PARMER)	*
LEAKEY (REAL)	*
LEANDER (WILLIAMSON)	87
LEFORS (GRAY)	*
LEGGETT (POLK)	*
LEON (LEON)	64
LEONARD (FANNIN)	82
LEVELLAND (HOCKLEY)	69
LEVERETTS CHAPEL (RUSK)	*
LEWISVILLE (DENTON)	74
LEXINGTON (LEE)	75
LIBERTY HILL (WILLIAMSON)	68
LIBERTY (LIBERTY)	62
LIBERTY-EYLAU (BOWIE)	61
LINDALE (SMITH)	76
LINDEN-KILDARE (CASS)	37
LINDSAY (COOKE)	97
LINGLEVILLE (ERATH)	*
LIPAN (HOOD)	*
LIT CYPRESS-MRCEVILLE (ORANGE)	80
LITTLE ELM (DENTON)	79
LITTLEFIELD (LAMB)	76
LIVINGSTON (POLK)	51
LLANO (LLANO)	64
LOCKHART (CALDWELL)	57
LOCKNEY (FLOYD)	88
LOHN (MCCULLOCH)	*
LOMETA (LAMPASAS)	*
LONE OAK (HUNT)	73
LONGVIEW (GREGG)	68
LOOP (GAINES)	*
LORAIN (MITCHELL)	*
LORENA (MCLENNAN)	77
LORENZO (CROSBY)	75
LOS FRESNOS (CAMERON)	54
LOUISE (WHARTON)	69
LOVELADY (HOUSTON)	63
LUBBOCK (LUBBOCK)	61
LUBBOCK-COOPER (LUBBOCK)	47
LUEDERS-AVOCA (JONES)	*
LUFKIN (ANGELINA)	66
LULING (CALDWELL)	78
LUMBERTON (HARDIN)	78
LYFORD (WILLACY)	51
LYTLE (ATASCOSA)	39
MABANK (KAUFMAN)	66

<u>NAME OF DISTRICT (COUNTY)</u>	<u>PERCENT PASSING ALL TESTS TAKEN FEB. 1989</u>
MADISONVILLE (MADISON)	56
MAGNOLIA (MONTGOMERY)	61
MALAKOFF (HENDERSON)	55
MANOR (TRAVIS)	68
MANSFIELD (TARRANT)	69
MARATHON (BREWSTER)	*
MARBLE FALLS (BURNET)	61
MARFA (PRESIDIO)	65
MARION (GUADALUPE)	52
MARLIN (FALLS)	68
MARSHALL (HARRISON)	69
MART (MCLENNAN)	58
MARTINS MILL (VAN ZANDT)	*
MARTINSVILLE (NACOGDOCHES)	*
MASON (MASON)	86
MASONIC HOME (TARRANT)	*
MATHIS (SAN PATRICIO)	38
MAUD (BOWIE)	41
MAY (BROWN)	78
MAYDELLE (CHEROKEE)	*
MAYPEARL (ELLIS)	61
MCALLEN (HIDALGO)	56
MCCAMEY (UPTON)	70
MCGREGOR (MCLENNAN)	61
MCKINNEY (COLLIN)	67
MCLEAN (GRAY)	*
MCLEOD (CASS)	*
MCMULLEN (MCMULLEN)	*
MEADOW (TERRY)	*
MEDINA (BANDERA)	69
MEDINA VALLEY (MEDINA)	60
MEGARGEL (ARCHER)	*
MEMPHIS (HALL)	68
MENARD (MENARD)	*
MERCEDES (HIDALGO)	44
MERIDIAN (BOSQUE)	70
MERKEL (TAYLOR)	74
MESQUITE (DALLAS)	71
MEXIA (LIMESTONE)	70
MIAMI (ROBERTS)	*
MIDLAND (MIDLAND)	74
MIDLOTHIAN (ELLIS)	80
MIDWAY (CLAY)	*
MIDWAY (MCLENNAN)	84
MILANO (MILAM)	*
MILDRED (NAVARRO)	*

<u>NAME OF DISTRICT (COUNTY)</u>	<u>PERCENT PASSING ALL TESTS TAKEN FEB. 1989</u>
MILES (RUNNELS)	44
MILFORD (ELLIS)	*
MILLER GROVE (HOPKINS)	*
MILLSAP (PARKER)	52
MINEOLA (WOOD)	71
MINERAL WELLS (PALO PINTO)	67
MIRANDO CITY (WEBB)	*
MISSION (HIDALGO)	52
MOBEETIE (WHEELER)	*
MONAHANS-WICKETT-PYOTE (WARD)	40
MONTGOMERY (MONTGOMERY)	74
MOODY (MCLENNAN)	80
MORAN (SHACKELFORD)	*
MORGAN (BOSQUE)	*
MORTON (COCHRAN)	79
MOTLEY CO (MOTLEY)	*
MOULTON (LAVACA)	*
MOUNT ENTERPRISE (RUSK)	*
MOUNT PLEASANT (TITUS)	59
MOUNT VERNON (FRANKLIN)	63
MUENSTER (COOKE)	94
MULESHOE (BAILEY)	50
MULLIN (MILLS)	*
MUNDAY (KNOX)	*
NACOGDOCHES (NACOGDOCHES)	51
NATALIA (MEDINA)	42
NAVARRO (GUADALUPE)	44
NAVASOTA (GRIMES)	64
NAZARETH (CASTRO)	*
NECHES (ANDERSON)	*
NEDERLAND (JEFFERSON)	69
NEEDVILLE (FORT BEND)	56
NEW BOSTON (BOWIE)	68
NEW BRAUNFELS (COMAL)	82
NEW CANEY (MONTGOMERY)	62
NEW DEAL (LUBBOCK)	59
NEW DIANA (UPSHUR)	86
NEW HOME (LYNN)	*
NEW SUMMERFIELD (CHEROKEE)	*
NEW WAVERLY (WALKER)	68
NEWCASTLE (YOUNG)	*
NEWTON (NEWTON)	66
NIXON-SMILEY (GONZALES)	52
NOCONA (MONTAGUE)	73
NORDHEIM (DEWITT)	*
NORMANGEE (LEON)	58

<u>NAME OF DISTRICT (COUNTY)</u>	<u>PERCENT PASSING ALL TESTS TAKEN FEB. 1989</u>
NORTH EAST (BEXAR)	69
NORTH FOREST (HARRIS)	40
NORTH HOPKINS (HOPKINS)	24
NORTH LAMAR (LAMAR)	69
NORTH ZULCH (MADISON)	*
NORTHSIDE (BEXAR)	69
NORTHSIDE (WILBARGER)	*
NORTHWEST (DENTON)	61
NOVICE (COLEMAN)	*
NUECES CANYON (EDWARDS)	72
O'DONNELL (LYNN)	*
OAKWOOD (LEON)	69
ODEM-EDROY (SAN PATRICIO)	64
OGLESBY (CORYELL)	*
OLNEY (YOUNG)	56
OLTON (LAMB)	64
ORANGE GROVE (JIM WELLS)	41
ORANGEFIELD (ORANGE)	81
ORE CITY (UPSHUR)	38
OVERTON (RUSK)	80
PADUCAH (COTTLE)	81
PAINT CREEK (HASKELL)	*
PAINT ROCK (CONCHO)	*
PALACIOS (MATAGORDA)	62
PALESTINE (ANDERSON)	55
PALMER (ELLIS)	66
PAMPA (GRAY)	61
PANHANDLE (CARSON)	58
PANTHER CREEK CONS (COLEMAN)	*
PARADISE (WISE)	69
PARIS (LAMAR)	67
PASADENA (HARRIS)	59
PATTON SPRINGS (DICKENS)	*
PEARLAND (BRAZORIA)	65
PEARSALL (FRIO)	50
PEASTER (PARKER)	37
PECOS-BARSTOW-TOYAH (REEVES)	48
PENELOPE (HILL)	*
PERRIN-WHITT (JACK)	*
PERRYTON (OCHILTREE)	56
PETERSBURG (HALE)	100
PETROLIA (CLAY)	85
PETTUS (BEE)	45
PEWITT (MORRIS)	65
PFLUGERVILLE (TRAVIS)	85
PHARR-SAN JUAN-ALAMO (HIDALGO)	46

<u>NAME OF DISTRICT (COUNTY)</u>	<u>PERCENT PASSING ALL TESTS TAKEN FEB. 1989</u>
PILOT POINT (DENTON)	57
PINE TREE (GREGG)	70
PITTSBURG (CAMP)	57
PLAINS (YOAKUM)	80
PLAINVIEW (HALE)	59
PLANO (COLLIN)	86
PLEASANT GROVE (BOWIE)	87
PLEASANTON (ATASCOSA)	69
PLEMONS-STINNETT-PHILLIPS (HUTCHINSON)	58
POINT ISABEL (CAMERON)	57
PONDER (DENTON)	85
POOLVILLE (PARKER)	12
PORT ARANSAS (NUECES)	*
PORT ARTHUR (JEFFERSON)	45
PORT NECHES (JEFFERSON)	75
POST (GARZA)	71
POTEET (ATASCOSA)	51
POTH (WILSON)	75
POTTSBORO (GRAYSON)	56
POTTSVILLE (HAMILTON)	*
PRAIRIE LEA (CALDWELL)	*
PRAIRIE VALLEY (MONTAGUE)	*
PRAIRILAND (LAMAR)	41
PREMONT (JIM WELLS)	60
PRESIDIO (PRESIDIO)	26
PRIDY (MILLS)	*
PRINCETON (COLLIN)	71
PROGRESO (HIDALGO)	20
PROSPER (COLLIN)	56
QUANAH (HARDEMAN)	60
QUEEN CITY (CASS)	36
QUINLAN (HUNT)	39
QUITMAN (WOOD)	81
RAINS (RAINS)	53
RALLS (CROSBY)	58
RANDOLPH FIELD (BEXAR)	68
RANGER (EASTLAND)	77
RANKIN (UPTON)	66
RAYMONDVILLE (WILLACY)	39
REAGAN (REAGAN)	66
RED OAK (ELLIS)	71
REDWATER (BOWIE)	45
REFUGIO (REFUGIO)	77
RICE CONS (COLORADO)	70
RICHARDS (GRIMES)	*
RICHARDSON (DALLAS)	88

<u>NAME OF DISTRICT (COUNTY)</u>	<u>PERCENT PASSING ALL TESTS TAKEN FEB. 1989</u>
RICHLAND SPRINGS (SAN SABA)	*
RIESEL (MCLENNAN)	78
RIO GRANDE CITY (STARR)	29
RIO HONDO (CAMERON)	50
RIO VISTA (JOHNSON)	70
RISING STAR (EASTLAND)	*
RIVER ROAD (POTTER)	35
RIVIERA (KLEBERG)	56
ROBERT LEE (COKE)	68
ROBINSON (MCLENNAN)	51
ROBSTOWN (NUECES)	57
ROBY (FISHER)	67
ROCHELLE (MCCULLOCH)	*
ROCHESTER (HASKELL)	*
ROCKDALE (MILAM)	71
ROCKSPRINGS (EDWARDS)	79
ROCKWALL (ROCKWALL)	62
ROGERS (BELL)	80
ROMA (STARR)	32
ROOSEVELT (LUBBOCK)	84
ROPES (HOCKLEY)	*
ROSCOE (NOLAN)	65
ROSEBUD-LOTT (FALLS)	76
ROTAN (FISHER)	67
ROUND ROCK (WILLIAMSON)	81
ROUND TOP-CARMINE (FAYETTE)	*
ROXTON (LAMAR)	*
ROYAL (WALLER)	60
ROYSE CITY (ROCKWALL)	7
RULE (HASKELL)	*
RUNGE (KARNES)	68
RUSK (CHEROKEE)	59
S AND S CONS (GRAYSON)	84
SABINAL (UVALDE)	67
SABINE (GREGG)	78
SABINE PASS (JEFFERSON)	*
SAINT JO (MONTAGUE)	*
SALADO (BELL)	51
SALTILLO (HOPKINS)	*
SAM RAYBURN (FANNIN)	51
SAMNORWOOD (COLLINGSWORTH)	*
SAN ANGELO (TOM GREEN)	70
SAN ANTONIO (BEXAR)	52
SAN AUGUSTINE (SAN AUGUSTINE)	45
SAN BENITO CONS (CAMERON)	45
SAN DIEGO (DUVAL)	66

<u>NAME OF DISTRICT (COUNTY)</u>	<u>PERCENT PASSING ALL TESTS TAKEN FEB. 1989</u>
SAN ELIZARIO (EL PASO)	2
SAN FELIPE-DEL RIO C (VAL VERDE)	47
SAN ISIDRO (STARR)	*
SAN MARCOS (HAYS)	53
SAN PERLITA (WILLACY)	*
SAN SABA (SAN SABA)	87
SANDS (DAWSON)	*
SANFORD (HUTCHINSON)	64
SANGER (DENTON)	49
SANTA ANNA (COLEMAN)	57
SANTA FE (GALVESTON)	63
SANTA ROSA (CAMERON)	61
SANTO (PALO PINTO)	*
SAVOY (FANNIN)	54
SCHERTZ-CIBOLO-U CITY (GUADALUPE)	6
SCHLEICHER (SCHLEICHER)	69
SCHULENBURG (FAYETTE)	62
SCURRY-ROSSER (KAUFMAN)	74
SEAGRAVES (GAINES)	55
SEALY (AUSTIN)	90
SEGUIN (GUADALUPE)	64
SEMINOLE (GAINES)	60
SEYMOUR (BAYLOR)	74
SHALLOWATER (LUBBOCK)	8
SHAMROCK (WHEELER)	91
SHARYLAND (HIDALGO)	68
SHELBYVILLE (SHELBY)	72
SHELDON (HARRIS)	70
SHEPHERD (SAN JACINTO)	62
SHERMAN (GRAYSON)	61
SHINER (LAVACA)	85
SIDNEY (COMANCHE)	*
SIERRA BLANCA (HUDSPETH)	*
SILSBEE (HARDIN)	67
SILVERTON (BRISCOE)	*
SIMMS (BOWIE)	*
SINTON (SAN PATRICIO)	50
SKIDMORE-TYNAN (BEE)	48
SLATON (LUBBOCK)	72
SLIDELL (WISE)	*
SLOCUM (ANDERSON)	*
SMITHVILLE (BASTROP)	71
SMYER (HOCKLEY)	*
SNOOK (BURLESON)	8
SNYDER (SCURRY)	65
SOCORRO (EL PASO)	59

<u>NAME OF DISTRICT (COUNTY)</u>	<u>PERCENT PASSING ALL TESTS TAKEN FEB. 1989</u>
SOMERSET (BEXAR)	51
SOMERVILLE (BURLESON)	57
SONORA (SUTTON)	85
SOUTH SAN ANTONIO (BEXAR)	6
SOUTH TEXAS (CAMERON)	93
SOUTHLAND (GARZA)	*
SOUTHSIDE (BEXAR)	45
SOUTHWEST (BEXAR)	48
SPADE (LAMB)	*
SPEARMAN (HANSFORD)	82
SPLENDORA (MONTGOMERY)	49
SPRING BRANCH (HARRIS)	68
SPRING HILL (GREGG)	82
SPRING (HARRIS)	76
SPRINGLAKE-EARTH (LAMB)	76
SPRINGTOWN (PARKER)	34
SPLUR (DICKENS)	64
SPURGER (TYLER)	*
STAFFORD MSD (FORT BEND)	81
STAMFORD (JONES)	84
STANTON (MARTIN)	64
STAR (MILLS)	*
STEPHENVILLE (ERATH)	86
STERLING CITY (STERLING)	*
STOCKDALE (WILSON)	70
STRATFORD (SHERMAN)	91
STRAWN (PALO PINTO)	*
SUDAN (LAMB)	*
SULPHUR BLUFF (HOPKINS)	*
SULPHUR SPRINGS (HOPKINS)	60
SUNDOWN (HOCKLEY)	82
SUNRAY (MOORE)	71
SWEENY (BRAZORIA)	73
SWEETWATER (NOLAN)	62
TAFT (SAN PATRICIO)	59
TAHOKA (LYNN)	52
TALCO-BOGATA CONS (RED RIVER)	5
TARKINGTON (LIBERTY)	61
TATUM (RUSK)	76
TAYLOR (WILLIAMSON)	74
TEAGUE (FREESTONE)	86
TEMPLE (BELL)	68
TENAHA (SHELBY)	60
TERRELL COUNTY (TERRELL)	70
TERRELL (KAUFMAN)	66
TEXARKANA (BOWIE)	72

<u>NAME OF DISTRICT (COUNTY)</u>	<u>PERCENT PASSING ALL TESTS TAKEN FEB. 1989</u>
TEXAS CITY (GALVESTON)	67
TEXAS SCH FOR THE BLIND (TRAVIS)	*
TEXAS SCH FOR THE DEAF (TRAVIS)	*
TEXLINE (DALLAM)	*
THORNDALE (MILAM)	87
THRALL (WILLIAMSON)	90
THREE RIVERS (LIVE OAK)	87
THREE WAY (BAILEY)	*
THROCKMORTON (THROCKMORTON)	*
TIDEHAVEN (MATAGORDA)	65
TIMPSON (SHELBY)	68
TOLAR (HOOD)	*
TOM BEAN (GRAYSON)	71
TOMBALL (HARRIS)	9
TORNILLO (EL PASO)	*
TRENT (TAYLOR)	*
TRENTON (FANNIN)	71
TRINIDAD (HENDERSON)	*
TRINITY (TRINITY)	37
TROUP (SMITH)	67
TROY (BELL)	66
TULIA (SWISHER)	76
TULOSO-MIDWAY (NUECES)	67
TURKEY-QUITAQUE (HALL)	*
TYLER (SMITH)	59
UNION GROVE (UPSHUR)	71
UNION HILL (UPSHUR)	*
UNION (TERRY)	*
UNITED (WEBB)	54
UTOPIA (UVALDE)	*
UVALDE CONS (UVALDE)	54
VALENTINE (JEFF DAVIS)	*
VALLEY MILLS (BOSQUE)	47
VALLEY VIEW (COOKE)	81
VALLEY VIEW (HIDALGO)	37
VAN ALSTYNE (GRAYSON)	63
VAN (VAN ZANDT)	75
VAN VLECK (MATAGORDA)	44
VEGA (OLDHAM)	70
VENUS (JOHNSON)	69
VERNON CONS (WILBARGER)	74
VICTORIA (VICTORIA)	59
VIDOR (ORANGE)	63
WACO (MCLENNAN)	63
WAELDER (GONZALES)	*
WALL (TOM GREEN)	76

<u>NAME OF DISTRICT (COUNTY)</u>	<u>PERCENT PASSING ALL TESTS TAKEN FEB. 1989</u>
WALLER (WALLER)	43
WALLIS-ORCHARD (AUSTIN)	86
WALNUT SPRINGS (BOSQUE)	*
WARREN (TYLER)	64
WASKOM (HARRISON)	48
WATER VALLEY (TOM GREEN)	*
WAXAHACHIE (ELLIS)	69
WEATHERFORD (PARKER)	68
WEBB CONS (WEBB)	*
WEIMAR (COLORADO)	90
WELLINGTON (COLLINGSWORTH)	82
WELLMAN (TERRY)	*
WELLS (CHEROKEE)	*
WESLACO (HIDALGO)	57
WEST HARDIN (HARDIN)	41
WEST (MCLENNAN)	62
WEST ORANGE-COVE CONS (ORANGE)	69
WEST OSO (NUECES)	62
WEST RUSK (RUSK)	59
WEST SABINE (SABINE)	76
WESTBROOK (MITCHELL)	*
WESTMINSTER (COLLIN)	*
WESTWOOD (ANDERSON)	67
WHARTON (WHARTON)	57
WHEELER (WHEELER)	59
WHITE DEER (CARSON)	71
WHITE OAK (GREGG)	94
WHITE SETTLEMENT (TARRANT)	68
WHITEFACE (COCHRAN)	79
WHITEHOUSE (SMITH)	9
WHITESBORO (GRAYSON)	51
WHITWRIGHT (GRAYSON)	71
WHITHARRAL (HOCKLEY)	*
WHITNEY (HILL)	59
WICHITA FALLS (WICHITA)	68
WILLIS (MONTGOMERY)	84
WILLS POINT (VAN ZANDT)	69
WILMER-HUTCHINS (DALLAS)	57
WILSON (LYNN)	*
WIMBERLEY (HAYS)	75
WINDTHORST (ARCHER)	*
WINK-LOVING (WINKLER)	84
WINNSBORO (WOOD)	78
WINONA (SMITH)	69
WINTERS (RUNNELS)	67
WODEN (NACOGDOCHES)	60

<u>NAME OF DISTRICT (COUNTY)</u>	<u>PERCENT PASSING ALL TESTS TAKEN FEB. 1989</u>
WOLFE CITY (HUNT)	66
WOODSBORO (REFUGIO)	69
WOODSON (THROCKMORTON)	*
WOODVILLE (TYLER)	59
WORTHAM (FREESTONE)	*
WYLIE (COLLIN)	76
WYLIE (TAYLOR)	77
YANTIS (WOOD)	*
YOAKUM (DEWITT)	78
YORKTOWN (DEWITT)	60
YSLETA (EL PASO)	68
ZAPATA (ZAPATA)	49
ZAVALLA (ANGELINA)	*
ZEPHYR (BROWN)	*
STATEWIDE RESULTS	62

*Fewer than 25 students tested.

Source: Texas Education Agency, *Texas Educational Assessment of Minimum Skills: Student Performance Results, 1988-1989*, Vol. 2.

NOTE: Nothing written here should be construed as necessarily reflecting the views of the National Center for Policy Analysis or as an attempt to aid or hinder the passage of any bill before Congress.